



Food and Agriculture  
Organization of the  
United Nations

# EUROPEAN PRICE REPORT



Issue 6/2018 June 2018

## Latest trends

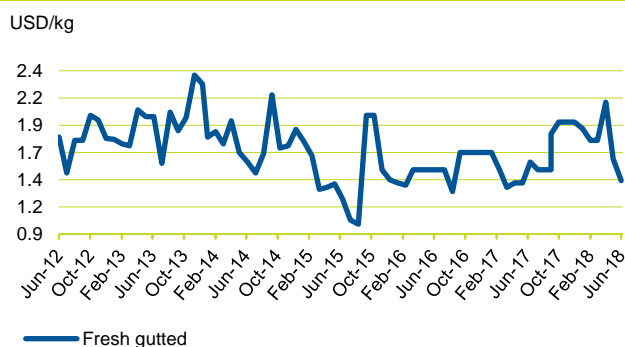
The summer months are one of the main consumption periods for seafood in Europe, especially in the southern part of the continent. Prices are generally high, but some declines are likely to materialize as the larger importers have already secured the supply required for the summer season.

## GROUNDFISH

Groundfish prices are falling at present due to improved catches, which is typical of the summer months. In Poland, catches are moderate, but prices have started to decline as demand weakens. Haddock production in Norway is good currently and prices have dropped to record low levels.

Stable prices are reported for Alaska pollock in Moscow. Cod catches in Russia are likely to increase, as higher TACs have been agreed upon recently.

### COD - in Poland (FOB, origin: Baltic Sea)



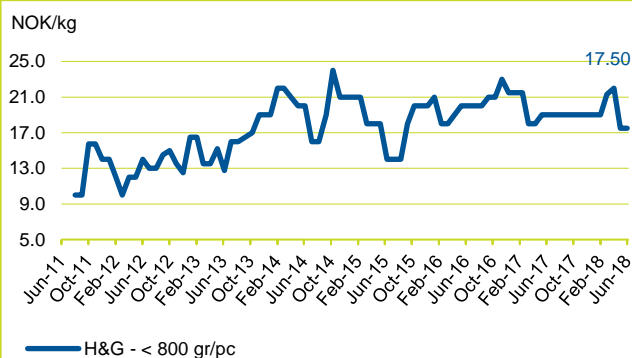
### Index for prices

Groundfish	7
Flatfish	8
Tuna	10
Small Pelagics	10
Cephalopods	11
Crustaceans	15
Bivalves	18
Salmon	19
Trout	20
Freshwater fish	21
Non Traditional Species	22
Seabass-Seabream-Meagre	23

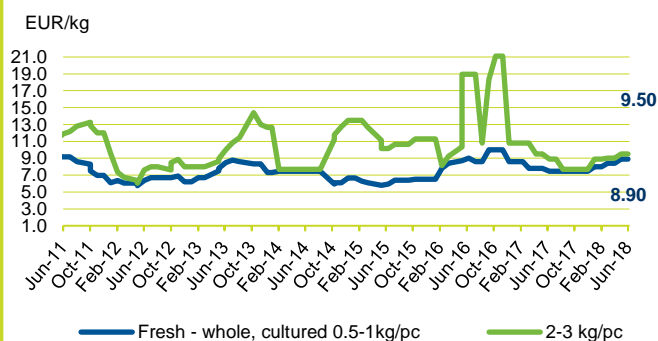
The **European Fish Price Report**, based on information supplied by industry correspondents, aims to provide guidance on broad price trends. Price information is indicative and should be used only for forecasting medium- and long-term trends. FAO is not responsible for any errors or omissions.

Demand for wet-salted cod fillets from frozen raw material (*Gadus macrocephalus*) is still strong, and prices can be expected to rise or remain stable. Distributors are starting to build stocks in anticipation of the new season starting in September. For wet-salted cod fillets (*Gadus morhua*) from fresh raw material of Faroese and Icelandic origin, supply remains scarce. In Iceland, what little quantity is available is primarily being used as raw material for frozen and fresh products.

## HADDOCK - H&G, origin: Norway



## TURBOT (farmed) - in Spain, origin: Spain



## TUNA - BILLFISHES

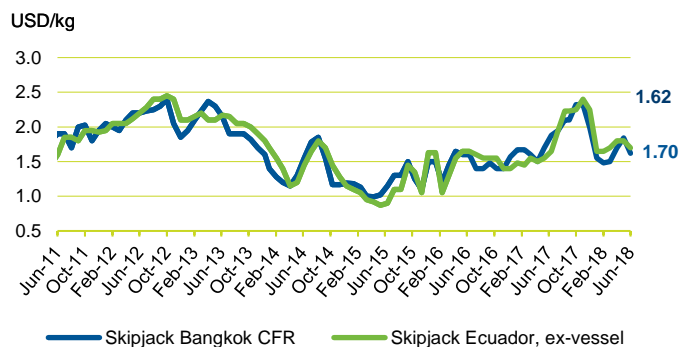
Tuna prices have started to move down in Bangkok, in turn pulling prices down across all markets.

Catch rates in the Western and Central Pacific remain moderate-to-good. Cold storage facilities in Thailand are reportedly close to full capacity and there is currently some congestion at Bangkok port as carrier landings from both the Western and Central Pacific and the Indian Ocean remain good. Due to the ample raw material supply, skipjack prices are falling sharply.

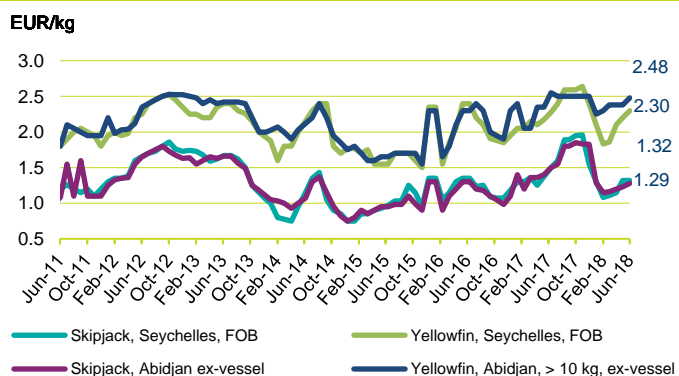
Fishing in the Indian Ocean has been moderate, although reports suggest that Spain and Seychelles-flagged vessels will be tied up for a couple of weeks in order to conserve their yellowfin quota. Raw material inventories at local canneries remain healthy for the time being while carrier transshipment activities are slowing down. Skipjack prices remain stable while yellowfin prices are rising.

Fishing in the Eastern Pacific has improved to a moderate level and carriers continue to arrive from both the Indian Ocean and the Western and Central Pacific, boosting raw

## TUNA - Pacific Ocean



## TUNA - Indian/Atlantic Oceans



material inventories at local canneries to a moderate level. With the recovery in catches, skipjack prices have fallen while yellowfin prices remain stable.

Catches in the Atlantic Ocean remain moderate-to-low, mainly due to poor weather conditions. Raw material inventories at local canneries are also stable at a moderate-to-low level. As a result, both skipjack and yellowfin prices have risen.

European prices for both skipjack and yellowfin have dropped slightly. However, the market price for cooked, double cleaned yellowfin loins has increased.

## SMALL PELAGICS

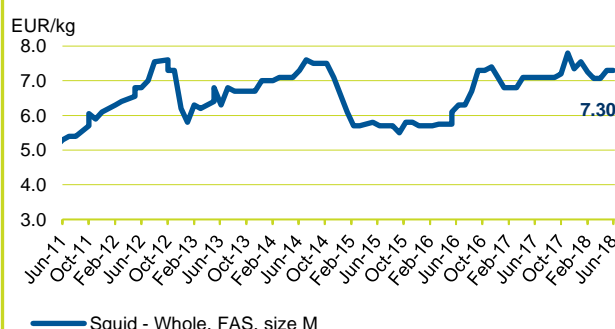
Good herring and sprat production in Poland combined with moderate demand has driven prices down. In the Russian Far East, demand for herring is reported to be weakening, while the Moscow market for herring is stable. Meanwhile, according to the latest Sildelaget data, prices for North Sea herring are down slightly year-on-year at NOK 3.57 per kg compared with NOK 3.84 per kg observed in the equivalent period in 2017.

## CEPHALOPODS

The South African Squid season re-opens on 1 July and prices seem to have firmed slightly. The weakness in the South African currency is having quite a sharp effect on prices received by exporters. In Europe, most importers appear to have secured their stock for the August vacation season, and shipments have been slow.

Octopus supplies remain low, and prices for all sizes have increased by EUR 1.00 per kg in just one month. Further increases are likely.

### SQUID - in Italy, origin: South Africa

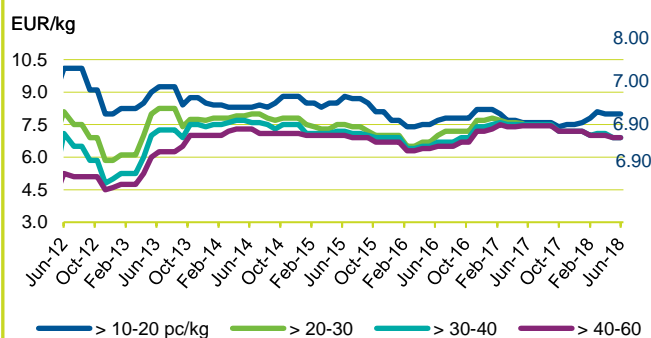


## CRUSTACEANS

The vannamei market continues to be characterised by high levels of uncertainty as most importing countries are holding excess inventories. Indian shrimp prices hit a historical low in early June, and improvement since then has been slow.

Canadian lobster catches were very good in May, with all factories continuously supplied by good quantities of raw material and prices remaining stable.

### ARGENTINA RED SHRIMP - origin:



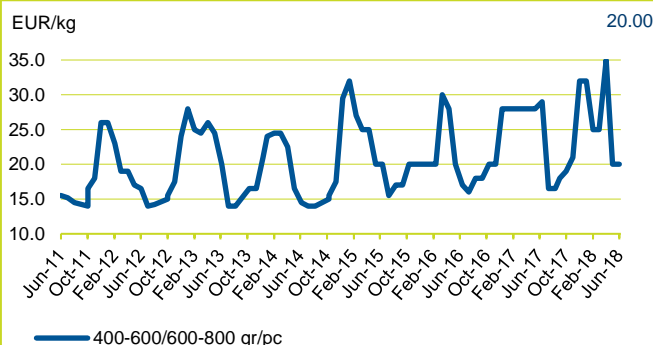
Shore prices have been lower than last spring, however, leading to lower prices for whole lobster compared with 2017. Asian buyers have been less aggressive on the market than last year, which has somewhat reduced demand for whole lobster.

Demand for raw tails in USA remains very strong, however, and prices are exceptionally high as nearly every producer is sold out. Demand for cooked minced meat is also surprisingly strong and supply is similarly scarce, driving prices up sharply by nearly 50 percent. In contrast, prices of cooked claw, knuckle and leg meat have fallen on the back of lower demand.

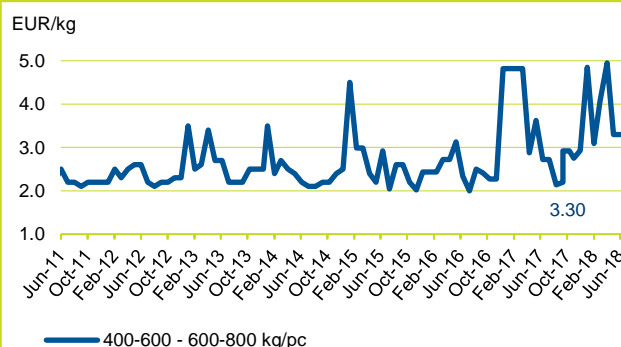
Following seasonal trends, the supply of lobster can be expected to tighten as the spring season draws to a close at the end of June and raw material prices may rise slightly as a result.

In Europe, the new lobster fishing season is getting underway slowly, likely accompanied by declining prices.

## EUROPEAN LOBSTER - in Europe, origin:



## CRAB - in France, origin: Europe

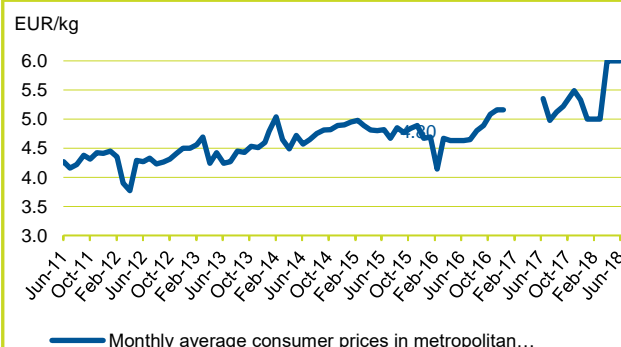


## BIVALVES

The French market is currently dominated by Dutch, Irish and Spanish mussels. The proportion of French Bouchot mussels is expected to increase over the next few weeks with the opening of the St Michel mussel area in July.

The 2018 IFREMER oyster mortality monitoring program has commenced with no significant mortalities being reported in April. Summer is traditionally a period of lower consumption for oysters compared with the winter months.

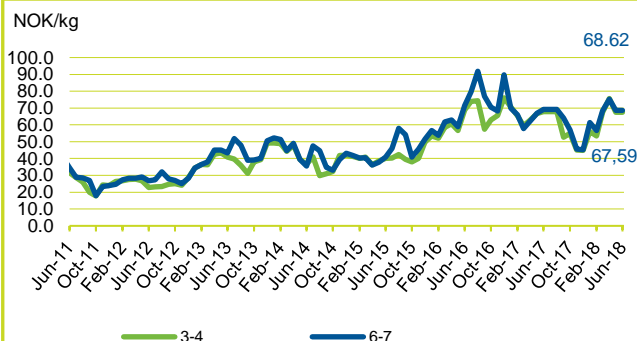
## MUSSEL BOUCHOT - in France



## SALMON

The last few weeks have seen some extreme price volatility in the European farmed Atlantic salmon market, even in comparison with the historically high volatility seen in recent years. The Fish Pool Index peaked at NOK 80.22 per kg in week 19 of this year, due largely to a high proportion of contract sales reducing the supply available to the spot market. Subsequently, as buyers withdrew and volumes rose, prices fell rapidly, dropping below NOK 60 per kg by the first week of June.

### Salmon - origin: Norway



This trend was accelerated by a strengthening of the Norwegian krone versus the euro after a sustained period of weakening. According to the latest figures published by the Norwegian Seafood Council (NSC), the elevated price level translated into a 16 percent increase in the value of Norwegian Atlantic salmon exports in May compared with the same month last year, for a monthly total of NOK 6.1 billion, while volume for the same month was up 12 percent to 81 000 tonnes. Despite the recent uptrend in the exchange rate, Norwegian exports are still relatively cheaper for EU importers and it is this market, led by Poland and France, that continues to drive Norwegian revenue growth even as US and Asian markets generate increasingly strong competition for volumes. In the UK, export prices for Scottish farmed Atlantics have been marginally more stable, with 4-6 kg fish reportedly selling for GBP 8.30 per kg as of week 21.

With some degree of balance now being restored to the market, the farmed Atlantic price outlook for the remainder of the summer and the year is around NOK 60 per kg. According to Fish Pool consensus forward prices, the post-summer drop in prices is likely to be mild this year, with levels of mid-to-high NOK 50s anticipated. Compared with 2017, the reported total biomass in Norwegian pens was 5 percent higher as of April this year, and this additional supply should prevent further price spikes in the near future. This will bring some respite to processors, particularly to those with high exposure to the spot market, who have been finding it difficult to build up stock and pass the costs onto their buyers.

## TROUT

Prices for farmed Norwegian trout have fallen this year as supply and export volumes have risen. Reported figures put the average price for fresh whole trout out of Norway in the high NOK 60s by the end of April 2018, compared with mid-70s in the same period last year. The NSC recorded increases of 54 percent and 38 percent in export volume and value respectively in May, for a total of 4 300 tonnes worth NOK 316 million, with the USA and Belarus the largest export markets. Biomasses in April were 11 percent above the same month last year, suggesting that this period of relatively moderate price levels can be expected to continue.

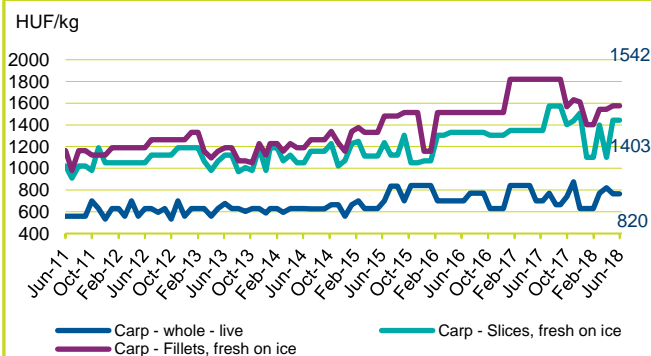


## FRESHWATER FISH

Greater raw material availability has seen Vietnamese pangasius prices ease slightly in the past couple of weeks. However, the European market for pangasius is still slow due to damaging media coverage and consumer resistance to the product.

Demand for carp in Hungary is stable, although summer is not the main consumption period for this species. Supplies of live fish are being affected by hot weather and rising fuel prices, meaning less carp is available at generally higher price levels.

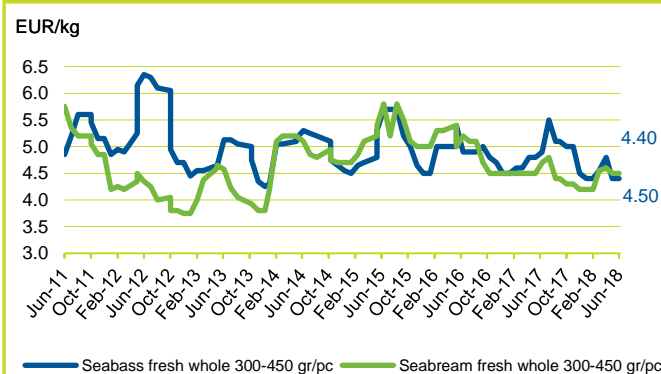
### CARP - in Europe, origin: Hungary



## SEABASS SEABREAM

European prices for farmed bass and bream are struggling to achieve their traditional seasonal peaks this year, as excess supply continues to threaten market stability despite a relatively positive demand outlook. The reported June price for Greek-origin 300-450 g fish on Italian markets was EUR 4.50 for both species, representing declines of 8.2 percent for bass and 4.4 percent for bream when compared with the same month last year. Both major producers, Greece and Turkey, are expected to record further increases in production this year for both species, with forecasted total growth of around 5 percent for bass and 3 percent for bream.

### SEABASS/SEABREAM - in Italy origin:



The significant strengthening of the euro versus the Turkish lira over the last few years is an increasingly important determinant of market dynamics, putting Turkish exporters in an ever more advantageous position versus their Greek competitors, who are already facing challenges in differentiating their product sufficiently to mitigate the inevitable appeal of lower Turkish prices. Even with historically high levels of demand across more geographically diversified markets, the current rate of supply expansion in the bass and bream sector is likely to inflict further damage on prices and producer margins over the remainder of the year, particularly for the Greek sector and particularly in the case of bass.



Fish Species	Product Form	Grading	Price per kg			Reference	Origin	
Trade Name			As stated	EUR	USD	& Area		
GROUND FISH							June 2018	
Cod/Cabillaud, Morue/ Bacalao <i>Gadus morhua</i>	Fresh gutted		1.18	1.39	-	Poland FOB	Baltic Sea	
	IQF portion, single frozen	100-150 g/pc	7.50	8.85	+	Italy CIF	Iceland	
	Fresh - fillet	50-100 g/pc	4.00	4.72		CPT	Denmark	
		100-200	7.95	9.38				
		200-400	8.05	9.50				
	Fresh - Whole	1-2 kg/pc	5.72	6.75	-			
		2-4	6.29	7.42	-			
	Fresh gutted	2-3 kg/pc	6.27	7.40				
	Fresh - fillet	100-200 g/pc	4.62	5.45	-		Poland	
		200-400	6.14	7.24	-			
<i>Gadus macrocephalus</i>	Fillet- IQF	500-1000g/pc	4.60	5.43	+	FCA	Spain	
			5.40	6.37	+	CIF		
	Fillet - wet salted - 1st quality produced from fresh raw material	700-1000 g/pc	9.40	11.09	=	Italy DDP	Iceland	
	Portion single frozen, 10% glaze	100-150 g/pc	7.50	8.85		CIF		
	Stockfish	700 g/pc	23.00	23.00	=	DDP	Norway	
		60-80 g/pc	28.70	33.86				FCA
	Fillet - wet salted - 1st quality produced from frozen raw material	400-700 g/pc	9.00	10.62	+	Italy CIP	Denmark	
	Fillet- thawed		12.25	14.45				
	H&G	1-2 lb/pc	3.98	4.68		Europe CIF	Alaska/USA	
		2-3	4.09	4.81				
5-6		4.31	5.07					
3-9		3.36	3.95					
Whole, longline		3.89	4.57					
		3.47	4.08					
Hake/Merlu/Merluza <i>Merluccius capensis</i>	Minced block		1.74	2.05		Namibia FOB for Spanish market	Namibia	
	IQF portion, trapeze	90-110 g/pc	6.85	8.08	+	Italy CIF		
	IQF	100-200 g/pc	6.20	7.31		Europe DDP	South Africa	
	Fresh - whole	100-200 g/pc	4.70	5.54		Italy CPT	Croatia	
		200-300	5.50	6.49				
	Fresh - gutted	200-300 g/pc	5.45	6.43				
300-400		6.51	7.68					
<i>Merluccius productus</i>	Fillet, PBO		2.30	2.70		Spain EXW	USA	
	Minced block		1.49	1.75				
Alaska pollack/Lieu de l'Alaska/Colín de Alaska <i>Theragra chalcogramma</i>	H&G	>25	0.97	1.14	+	Russian Fed. wholesale Vladivostok	Russian Fed.	
		>30	0.81	0.96				
		>25	1.13	1.28	-	wholesale Moscow		
Surimi (Alaska pollack)	Stick - Paprika	250 g/pc	2.51	2.96		France CFR	Spain	
Hoki <i>Macruronus magellanicus</i>	H&G	100-300 g/pc	1.63	1.92		Spain FOB		
		300-500	1.63	1.92				
		500-900	1.63	1.92				
Haddock/Eglefin/Eglofino <i>Melanogrammus aeglefinus</i>	H&G	< 0.8 kg/pc	NOK 17.50	1.84	2.17	-	Sweden FCA	Norway
Ling/Lingue franche/ Maruca <i>Molva molva</i>	Fillet - wet salted Produced from fresh raw material 1st quality	1-1.5 kg/pc	6.00	7.08	=	Italy DDP	Faeroe Islands	



Fish Species	Product Form	Grading	Price per kg			Reference	Origin
Trade Name			As stated	EUR	USD	& Area	
GROUND FISH (cont.)							June 2018
Monkfish/Baudroie/ Rape <i>Lophius spp.</i>	Fresh - Tail	< 0.3 kg/pc	9.64	11.37	+	Italy CPT	UK
		0.3-0.5	10.03	11.83	-		
		0.5-1	10.23	12.07	-		
		1-2	10.29	12.14	-		
		> 2	10.08	11.89	-		
	Fresh - whole	0.5-1 kg/pc	5.90	6.96	-	FCA	France
		1-2	6.00	7.08	+		
John Dory/ Saint Pierre Pez de San Pedro <i>Zeus faber</i>	Frozen skin-on PBO, chemical free, 100% net weight, IQF,Bulk, frozen weight +count	60-100 g/pc	5.70	6.70		Germany CFR	China
		100-150	6.00	7.05			
		150-200	6.30	7.40			
		200-300	6.59	7.75			
	Fresh whole	1-2 kg/pc	14.50	17.11	-	France wholesale	France
		2-3	15.50	18.29	-		
	Fresh - gutted	600-800 g/pc	9.90	11.68		Italy CPT	Senegal
		800-1000	11.22	13.24	+		
		1000-2000	11.17	13.18	+		
	Fresh- whole	600-800 g/pc	9.23	10.89	-	FCA	Spain
		800-1000	10.23	12.07	-		
		1000-2000	10.23	12.07	-		
Sand steenbras/ Marbré/ Herrera <i>Lithognathus mormyrus</i>	Fresh	300-500 g/pc	8.74	10.31	-		Morocco
		500/700	8.82	10.41	-		
		700/1000	9.22	10.88	-		
		Mixed	8.77	10.35			
FLAT FISH							June 2018
Turbot/Rodaballo <i>Psetta maxima</i>	Fresh - whole farmed	0.5-1 kg/pc	8.90	10.50		Spain CIF	Spain
		1-2	9.30	10.97			
		2-3	9.50	11.21			
		3-4	11.00	12.98			
	Fresh - whole wild	< 0.5 kg/pc	9.10	10.74			Netherlands
		0.4-0.6	12.90	15.22			
		0.5-0.8	15.98	18.85			
		0.5-1	13.30	15.69	-		
		0.8-1	12.70	14.98			
		1-2	15.80	18.64	-		
		2-3	15.05	17.76	-		
		3-4	19.35	22.83	-		
		4-6	21.00	24.78	-		
	Fresh - whole farmed	0.4-0.6 kg/pc	8.53	10.06		Italy CPT	Spain/Portugal
		0.6- 0.8	8.61	10.16	+		
		0.8-1	8.91	10.51	+		
		1-1.5	8.88	10.48	+		
		1.5-2	9.55	11.27	+		
		2-2.5	9.76	11.51	+		
2.5-3		8.95	10.56	+			
3-4		9.85	11.62	+			





Fish Species	Product Form	Grading	Price per kg			Reference	Origin
Trade Name			As stated	EUR	USD	& Area	
FLATFISH (cont.)							June 2018
Turbot/Rodaballo <i>Psetta maxima</i>	Fresh - whole wild	0.5-1 kg/pc	13.75	16.22		Italy CPT	Netherlands
		0.7-1	9.68	11.42	-		
		1-2	13.75	16.22			
		2-3	9.99	11.79	-		
		3-4	14.95	17.64	-		
		> 4	18.25	21.53	-		
	Fresh - gutted	0.7-1kg/pc	9.68	11.42	-		
Sole/Sole/ Lenguado <i>Solea vulgaris</i>	Fresh - whole wild	< 175 g/pc	14.10	10.80	+	Spain CIF	Netherlands
		170-200	15.00	17.70	+		
		200-300	19.17	22.62	+		
		200-250	19.15	22.59	+		
		300-500	24.45	28.85	+		
		400-500	17.85	21.06			
		500-600	19.45	22.95			
	Fresh - whole wild	200-300 g/pc	21.60	25.48		Italy CPT	France
		300-400	24.70	29.14			
		No. 3	11.72	13.83			
		No. 4	10.95	12.92			
	Fresh - whole	No. 5	9.32	11.00		Italy CPT	Netherlands
		No. 2	14.50	17.11	+		
		No. 3	14.60	17.22	+		
	Fresh - gutted	No. 4	14.73	17.38	+		
		No. 2	15.89	18.75	+		
		No. 3	14.15	16.69	+		
No. 4		13.28	15.67	+			
Fresh - gutted	No. 5	10.00	11.80	-			
	Fresh - whole	No. 2	14.56	17.18		Italy CIF	Netherlands
		No. 3	12.94	15.27			
		No. 4	9.92	11.70			
European plaice/ Plie d'Europe/ Solla europea <i>Pleuronectes platessa</i>	Fresh - whole	300-400 g/pc	4.45	5.25		Spain CIF	
		400-600	4.90	5.78	+		
		> 600	5.20	6.13	+		
European Flounder/ Flet d'Europe/ Platija europea <i>Platichthys flesus</i>  <i>Scophthalmus rhombus</i>	IQF, white skin-on, 25% glaze	No. 2	4.20	4.96	+	Netherlands FOB for Italian market	
			4.50	5.31	+		
	Fresh - fillets skin-on skinless whole	Large Large	3.75	4.42			
			5.75	6.78			
			2.19	2.58			
			1.51	1.78			
	Fresh, whole	500-1000g/pc 1000-2000	1.75	2.06		FCA CPT	Denmark Netherlands
			11.73	13.84	+		
			13.00	15.34	+		
			12.45	14.69	+		
Fresh, gutted	500-1000g/pc 1000-2000	12.13	14.31	+			
Yellowtail flounder/ Limande à queue jaune/ Limanda <i>Limanda ferruginea</i>	Frozen- whole H&G	Large	2.07	2.43		Europe CIF	North Atlantic Canada
			1.60	1.89			
Common dab/ Limande/ Limanda <i>Limanda limanda</i>	Frozen- whole	Small	2.25	2.65			
		Large	2.63	3.09			
Greenland Halibut/ <i>Reinhardtius hippoglossoides</i>	Fillet - skinoff, boneless, blockfrozen		No quotations			Denmark FOB	Greenland



Fish Species	Product Form	Grading	Price per kg			Reference	Origin
Trade Name			As stated	EUR	USD	& Area	
TUNAS/BILLFISHES							June 2018
Tuna/Thon/Atún <i>Thunnus spp.</i>	Skipjack - whole		1.38	1.62 -		Bangkok CFR	Western/Central
			1.36	1.60 +		FOB	Pacific Ocean
	Skipjack - whole		1.45	1.70 -		Ecuador	Eastern Tropical
	Yellowfin - whole		2.04	2.40 =		ex-vessel	Pacific Ocean
	Skipjack - whole		1.32	1.56 -		Seychelles	Indian Ocean
	Yellowfin - whole		2.30	2.71 +		FOB	
	Skipjack - whole		1.29	1.52 +		Abidjan	Atlantic Ocean
	Yellowfin - whole	> 10 kg	2.48	2.93 +		ex-vessel	
	Skipjack - whole	1.8-3.4 kg/pc	1.40	1.65 -		Spain CFR	Various origins
	Yellowfin - whole	> 10 kg	2.45	2.89 -			
	Skipjack - cooked & cleaned loins - vacuum packed	double cleaned	5.79	6.80 =		Italy DDP	Solomon Islands
	Yellowfin - cooked & cleaned loins - vacuum packed	double cleaned	6.47	7.60 +			Kenya/Mauritius/Solomon Is.
	Skipjack	> 1.8 kg/pc	1.44	1.69		Tunisia CFR	Ivory Coast/Seychelles
			1.47	1.73			Ghana
	Yellowfin- whole	> 10 kg	2.50	2.95		Spain DAT	Atlantic Ocean
		3-10 kg/pc	1.77	2.09			
	Yellowfin- frozen loins		6.22	7.32		DDP	Eastern Pacific
	Skipjack - whole	> 3.5 kg	1.80	2.12		DAT	Atlantic Ocean
	Skipjack- frozen loins		6.77	7.98		DDP	Eastern Pacific
	Bigeye- frozen loins		6.04	7.10			
	Bigeye- whole	> 10 kg	2.23	2.62		DAT	Atlantic Ocean
	Skipjack - whole		1.79	2.10		Europe CFR	Ecuador
	Yellowfin - pre-cooked loins	double cleaned	5.96	7.00 =			
		single cleaned	5.53	6.50 =			
	Skipjack - pre-cooked loins		5.10	6.00 +			
Swordfish/Espadon/ Pez espada <i>Xiphias gladius</i>	Fresh- whole		14.20	16.75 =		France, wholesale	Atlantic
	Frozen- filet, vacuum		8.40	9.91			Spain
	Fresh - gutted	< 12 kg/pc	10.20	12.03		Italy FCA	
	Whole Mediterranean	13-18	10.20	12.03			
		19-25	10.20	12.03			
		26-35	10.20	12.03			
	Whole Atlantic	19-25	8.89	10.49 -			Morocco
		26-35	8.89	10.49 -			
		36-50	9.80	11.56 -			
		> 50	10.70	12.62			
SMALL PELAGICS							June 2018
Mackerel/Maquereau/ Caballa  <i>Scomber scombrus</i>	Fresh - whole		2.85	3.36		Italy CPT	Belgium
			2.36	2.78			UK
			1.70	2.01			Croatia
			2.90	3.42			Norway
			3.00	3.54			France
		4-6 pc/kg	2.47	2.91			
	Fresh - Fillets butterfly cut		4.72	5.57			
			4.20	4.96			
Indian mackerel/ Maquereau des Indes Caballa de la India <i>Rastrelliger kanaqurta</i>	Whole, IQF	1-6 pc/kg	0.94	1.10		Tanzania CIF	Yemen
	Whole, frozen block	8- 12	0.89	1.05			
		12- 14	0.81	0.95			
		4-6 pc/kg	1.15	1.35		Thailand CIF	



Fish Species Trade Name	Product Form	Grading	Price per kg			Reference & Area	Origin	
			As stated	EUR	USD			
SMALL PELAGICS (cont.)							June 2018	
Mackerel/Maquereau/ Caballa <i>Scomber scombrus</i>	Whole	3-4 pc/kg	1.05	1.24		Spain FOB	Spain	
Horse Mackerel/ Chincard/ Jurel <i>Trachurus spp</i>	Whole	> 24 cm/pc	1.23	1.45		Morocco FOB for European market	Morocco	
Herring/Hareng/Arenque <i>Clupeidae</i>	Fresh - fillet		2.78	3.28		Italy CPT	Denmark	
	Fresh - whole	250-300 g/pc	0.60	0.71 =		Russian Fed.	Russian Fed.	
		> 350	1.52	1.79		wholesale Moscow		
		> 25	0.75	0.88		Russian Fed.		
		> 300	0.90	1.06 +		wholesale Vladivostok		
		> 250	0.91	1.07				
	70-100 g/pc		0.21	0.25 -		Poland FOB	Baltic	
Sprat/Sprat/Espadín <i>Sprattus sprattus</i>	Fresh - whole		0.16	0.19 -				
Sardine/Sardine/ Sardina <i>Sardina pilchardus</i>	Fresh - whole		0.98	1.16		Italy CPT	Croatia	
			1.25	1.47			Spain	
			1.00	1.18			Italy	
			2.20	2.60			France	
	Fresh - fillet		4.88	5.76				
			3.60	4.25			UK	
			3.80	4.48		FCA	Spain	
			1.02	1.20			Croatia	
	Whole, IQF, 3% glaze H& G			6.00	7.08		CPT	Italy
CEPHALOPODS							June 2018	
Squid/Encornet/Calamar <i>Loligo spp.</i>	Whole	S (< 18 cm)	5.55	6.55 +		Italy CIF	South Africa	
		M (18-25)	7.30	8.61 +				
		L (25-30)	7.50	8.85 +				
		XL (>30)	7.50	8.85 +				
		S (< 18 cm)	6.40	7.55 +		Europe CFR		
		M (18-25)	7.50	8.85 +				
		L (25-30)	7.70	9.08 +				
		XL (>30)	7.70	9.08 +				
		S (< 18 cm)	6.70	7.90		Italy EXW		
		M (18-25)	7.60	8.97				
		Frozen	11-14 cm	2.81	3.30		Europe CIF	USA
		whole, block frozen	< 5	5.10	6.00			India
	6-15		5.44	6.40				
	10-40		3.87	4.55				
	> 40		3.36	3.95				
	<i>Loligo gayi</i>	Whole	18-22 cm	7.65	9.03		Italy EXW	Falkland/ Malvinas Isl.
15-18			5.50	6.49 =				
12-16			3.90	4.60 =				
Squid tentacles			14.90	17.58 -		CPT		
Whole, thawed			5.58	6.58 =				
							Argentina	



Fish Species	Product Form	Grading	Price per kg			Reference	Origin	
Trade Name			As stated	EUR	USD	& Area		
CEPHALOPODS (cont.)							June 2018	
Loligo vulgaris	Fresh - whole	100-300 g/pc	14.55	17.17		Italy FCA	Morocco	
		300-400	11.50	13.57				
		400-600	17.74	20.93	+	CPT	UK	
		600-1000	13.50	15.93				
		< 100 g/pc	4.65	5.49				
		100-300	6.57	7.75				
		300-500	8.30	9.79				
			10.00	11.80				
	100-200 g/pc	7.90	9.32			Croatia		
	Whole, IWP, block	21-25 cm	12.89	15.21	+	CIF	Morocco	
			12.50	14.75				
		16-20 cm	11.50	13.57		FOB		
			11.89	14.03	+			
		11-15 cm	8.85	10.44		CIF		
			8.20	9.67				
		Whole, block	16-20 cm	9.00	10.62			FOB
				11.89	14.03	+		
	21-25 cm		8.57	10.11		CIF		
			8.19	9.66				
	6-10 cm		7.54	8.90		FOB		
			7.99	9.43				
	Thawed	21-25 cm	9.74	11.49		CIF		
		11-25 cm	9.55	11.27				
		100-200 g/pc	8.00	9.44		CPT		
Squid/Encornet/Calamar  Loligo vulgaris   Loligo forbesi Loligo duvaucelli	Whole	2 small	6.60	7.79	=	Mauritania FOB  for European market	Mauritania	
		3 small	6.40	7.55	=			
		4 small	5.10	6.02	=			
		small	7.60	8.97	=			
		medium	8.00	9.44	=			
		large	8.00	9.44	=			
	Fresh - whole	300-700 g/pc	17.33	20.45		Italy CPT	Portugal	
	Whole block		4.38	5.15		Europe CIF	India	
	Whole cleaned, block frozen, 20% glaze	< 5	3.57	4.20		Germany CFR		
		< 10	4.59	5.40				
		11-20	4.17	4.90				
		21-40	3.32	3.90				
	Squid/Encornet/Calamar  Loligo chinensis     Dosidicus gigas		< 3	3.96	4.65			China
			3-6	3.23	3.80			
			6-10	2.81	3.30			
10-15			2.47	2.90				
15-20			2.13	2.50				
Raw fillet		2-4 kg/pc	0.84	0.99		Europe CFR	Chile	
			1.45	1.70			Peru	
Raw tentacle		1-2, 2-3 kg/pc	0.84	0.99			Chile	
		< 1, 1-2	1.36	1.60			Peru	
		> 2	1.40	1.65				
Raw wings whole without cartilage			0.51	0.60			Chile	
			1.06	1.25			Peru	
Necks			0.55	0.65			Chile	
open with cartilage			1.36	1.60			Peru	
Darum membraneless			5.10	6.00				
Boiled wings - skin-on			1.96	2.30				



Fish Species	Product Form	Grading	Price per kg			Reference	Origin
Trade Name			As stated	EUR	USD	& Area	
CEPHALOPODS (cont.)							June 2018
<b>Squid/Encornet/Calamar</b> <i>Dosidicus gigas</i>	Squid rings - thawed		3.79	4.47	-	Italy CPT	Peru
	Squid stripes - thawed		2.50	2.95	-		
	Squid tentacles		2.50	2.95	-		
<b>Octopus/Poulpe/Pulpo</b> <i>Octopus vulgaris</i>	Whole- FAS	T3	12.20	14.39		FOB CIF  FOB CPT  FCA	Morocco
		T5	11.09	13.08			
	Whole, cleaned, thawed		14.34	16.92	-		
	Whole, thawed	T6	12.93	15.25	+		
		T5	13.48	15.90	+		
	Whole, bloc	T6	10.80	12.74			
			12.81	15.11	+		
		T7	10.98	12.95	+		
			10.50	12.39			
	Fresh	T1	11.50	13.57	-		
		T5	11.22	13.24	+		
		T6	9.60	11.33	+		
		T4	10.35	12.21	-		
	Whole - FAS	T1	16.25	19.17	+		
		T2	15.25	17.99	+		
		T3	14.25	16.81	+		
		T4	13.25	15.63	+		
		T5	12.25	14.45	+		
	Sushi slice	7 g/pc	15.57	18.30	+		
	100% net weight	9 g	15.57	18.30	+		
	boiled cut		10.38	12.20	+		
	100% net weight						
	Flower type	1-2 kg/pc	6.38	7.50	+		
	90% net weight	>2	6.81	8.00	+		
Frozen in land, pots and glaciers, 1° and 2°	T3	14.12	16.60	=			
	T4	13.27	15.60	=			
	T5	12.34	14.50	=			
	T6	10.38	12.20	=			
	T7	10.05	11.81	=			
	T8	9.61	11.30	=			
	FAS	T3	13.95	16.40	=		
		T4	13.10	15.40	=		
		T5	12.17	14.30	=		
		T6	10.21	12.00	=		
		T7	9.88	11.61	=		
		T8	9.44	11.10	=		
		<b>Octopus/Poulpe/Pulpo</b> <i>Eledone moschata</i>	Fresh		3.58	4.22	-
					3.33	3.93	
	4.20			4.96			
	4.43			5.23	+		
extra	12.63			14.90	+		
small	9.21		10.87	+			
medium	5.98		7.05	+			
Frozen	80-120 g/pc		5.35	5.68	+		
	50-80		5.77	5.90			
	< 50		5.85	6.07			
Fresh		8.50	10.03	=			
Frozen		7.50	8.85	=			
					France, wholesale	Europe	



Fish Species	Product Form	Grading	Price per kg			Reference	Origin
Trade Name			As stated	EUR	USD	& Area	
CEPHALOPODS (cont.)							June 2018
Cuttlefish/Seiche/ Sepia <i>Sepia spp.</i>	Whole, cleaned, IQF 20% glaze	< 10 pc/kg 11-20	5.44	6.40		Germany CFR	India
	Fresh - whole	300-500 g/pc	4.92	5.80		Italy CPT	France/UK
		200-300	4.05	4.78			
		500-1000	5.72	6.75 +			
	Fresh - whole, superior	300-500 g/pc	6.97	8.22		CFR	Yemen
		500-1000	6.75	7.96 -			
	Frozen- whole	50-100 g/pc	4.30	5.06		Vietnam CIF	Oman
		100-200	5.23	6.15			
		200-300	5.23	6.15 +			
		300-500	5.23	6.15 +			
		400-600	5.23	6.15 +			
		600- 1000	5.23	6.15 +			
		500-1000	5.23	6.15			
	Frozen at land- whole block	100-200 g/pc 200-300 >300	3.83 4.59 4.76	4.50 5.40 5.60		Europe CIF	Morocco
	FAS- whole block	200-300 g/pc	4.98	5.85			
		300-500	4.98	5.85			
		500-1000	4.98	5.85			
		1000- 2000	4.98	5.85			
	Frozen- whole	200- 300 g/pc	5.10	6.00		Italy CIF	India
		300- 500	5.23	6.15			
		500- 1000	5.27	6.20			
		300-500 g/pc	5.03	5.93			
		500-1000	5.33	6.29 =		FOB	France
		1000-2000	5.03	5.93			
	IQF, cleaned, 20% glaze	100-200 g/pc	7.20	8.49			
		200-300	7.40	8.73			
		300-400	7.40	8.73			
		400-600	7.40	8.73			
		600-800	7.40	8.73			
	Frozen, whole block	< 10 pc/kg 11-20	4.85 4.55	5.70 5.35		Europe  CIF	India
			5.32	6.25			
Frozen, whole block, cleaned		6.36	7.47		CFR		
Whole, cleaned, 5*4 kg block 10% glaze	5-7 pc/kg	6.55	7.70 -				
	8-12	5.70	6.70 +				
	13-20	4.85	5.70 +				
Whole, cleaned, 10kg pack 25% glaze, IQF	5-7 pc/kg	5.32	6.25 =				
	8-12	4.76	5.60 =				
Fresh- whole, cleaned			13.50	15.93 =	France wholesale	France  Europe	
			13.50	15.93 =			
Frozen, whole	Medium	4.80	5.66 *				
	Small	4.30	5.07 +				
Frozen. slices			9.00	10.62 =			





Fish Species	Product Form	Grading	Price per kg			Reference	Origin
Trade Name			As stated	EUR	USD	& Area	
CRUSTACEANS							June 2018
Whiteleg shrimp/ Crevette pattes blanches/Camarón patiblanco <i>Penaeus vannamei</i>	PD, chemical treatment 100% net weight treated with non-phosphate	31-40 pc/lb	8.51	10.00	=	Europe CFR	Indonesia
		41-50	8.00	9.40	+		
		51-60	7.74	9.10	+		
		61-70	7.40	8.70	+		
		71-90	6.89	8.10	+		
		91-120	6.59	7.75	+		
	PUDT, 6*2 block, 100% net weight	51-60 pc/kg	7.15	8.40	-		India
		61- 70	6.98	8.20	-		
		71- 90	6.81	8.00	-		
	PD, 6*2 block, 100% net weight	31-40 pc/lb	7.91	9.30			
		41-50	7.15	8.40	-		
		51- 60	6.72	7.90	-		
		61- 70	6.21	7.30	-		
	PD, IQF 20 % glaze, treated	26 – 30 pc/ lb	9.78	11.50		Germany CFR	
31 – 40		9.36	11.00				
41 – 50		8.42	9.90				
51 – 60		7.95	9.35				
61 - 70		7.57	8.90				
PD, cooked, IQF, 20 % glaze	60 – 80 pc/ lb	6.30	7.40			Vietnam	
Whiteleg shrimp/ Crevette pattes blanches/Camarón patiblanco <i>Penaeus vannamei</i>	Head-on, Shell-on	30-40 pc/kg	9.10	7.50	-	South/Central America CIF for European main ports	Central America
		40-50	6.50	7.10	+		
		50-60	7.20	6.35			
		60-70	6.80	6.10			
		70-80	6.30	5.85			
		80-100	4.85	5.70			
		> 100	4.17	4.90			
Giant river prawn/ Bouquet géant/ Langostino de río <i>Macrobrachium rosenbergii</i>	HLSO Easy peel, IQF, 25 % glaze, 75 % net weight	<5 pc/lb	9.36	11.00		Germany CFR	Bangladesh
		6- 8	7.83	9.20			
		8- 12	7.15	8.40			
		13- 15	6.85	8.05			
Argentine red shrimp/ Salicouque rouge/ d'Argentine/Camarón langostín argentino <i>Pleoticus muelleri</i>	Head-on, shell-on	10-20 pc/kg	8.00	9.44		Spain EXW	Argentina
		20-30	7.00	8.26			
		30-40	6.90	8.14			
		40-60	6.90	8.14			
		10-20 pc/kg	5.29	6.22		Europe CIF	
		20-30	5.37	6.31			
		21-25	5.32	6.25			
		31-40	5.23	6.15			
		40- 70	9.02	10.60			
	Headless, IQF	35-55 pc/kg	6.81	8.00			
Tails	25-55 pc/kg	7.02	8.25				
		5.31	6.24				
Brown shrimp/ Crevette grise du Sud/ Camarón café sureño <i>Penaeus subtilis</i>	HLSO	7-12 pc/lb	22.13	26.01			Ecuador
Scarlet shrimp/ Gambon écarlate/ Gamba carabinero <i>Plesiopenaeus edwardsianus</i>	Head-on, shell-on	8-12 pc/lb	26.19	30.78			Suriname
		16- 20	22.25	26.15			
		30-40	14.75	17.34			



Fish Species	Product Form	Grading	Price per kg			Reference	Origin		
Trade Name			As stated	EUR	USD	& Area			
CRUSTACEANS (cont.)							June 2018		
Black tiger/Crevette tigrée/Camarón tigre <i>Penaeus monodon</i>	Headless 30% glaze, IQF	8-12 pc/lb		11.32	13.30	Russian Fed. CFR	Bangladesh		
		13-15		9.19	10.80				
		16-20		9.06	10.65				
		21-25		10.04	11.80 =				
		26-30		9.36	11.00 =				
	Headless, shell-on, block frozen	13-15 pc/kg		10.38	12.20	Europe CFR	Belgium		
		16-20		10.38	8.40				
		21-30		7.15	7.10				
		26-30		6.04	7.50				
		31-40		6.38	7.10				
	HOSO, net weight, net count block frozen	10-20 pc/kg		13.61	16.00		India		
		20-30		9.36	11.00				
Deep-water rose shrimp/ Crevette rose du large/ Gamba de altura/ <i>Parapenaeus longirostris</i>	Fresh - Peeled tail	Mixed		10.50	11.74	Italy CPT	Italy		
				9.00	10.62 =		Croatia		
		Peeled, 25% glaze, IQF	160-180 pc/kg		9.60		11.33	Tunisia	
			220-280		8.88		10.48		
	Farmed, organic, cooked	20-30 pc/kg		26.00	30.67 =	France, wholesale	Madagascar		
		30-40		22.00	25.95 =				
		40-50		16.50	19.47 =				
		Farmed, cooked	40-50		15.50			18.29 =	
			Fresh, organic, shell-on	32-34 pc/kg				24.00	28.31 -
		Northern prawn/ Crevette nordique/ Camarón norteno <i>Pandalus borealis</i>	Fresh	90-120				16.40	19.35 -
100-200				16.15	19.05 -				
150-250				15.65	18.46 -				
Common shrimp/ Crevette grise/Quisquilla <i>Crangon crangon</i>	Fresh, shell-on				44.70	52.74	Netherlands		
	Head-on, shell-on				11.70	13.80			
Norway lobster/ Langoustine/Cigala <i>Nephrops norvegicus</i>	Fresh - Whole	5-16 pc/kg		28.00	33.03 =	France, wholesale	Europe/ Northern Europe		
		16-20		24.00	28.31 =				
		20-30		18.00	21.24 =				
		30-40		14.50	17.11 =				
	Frozen- Whole, cooked	20-40		20.00	23.60 =		Retail	France	
		Fresh - Whole, raw, bulk		18.36	21.66 +				
	Fresh - Whole, cooked bulk			20.96	24.73 -			Spain DDP	Netherlands
		Fresh - Whole	3-5 pc/kg		na				
	4X1.5 kg	4-7		19.50	30.27				
		6-9		21.31	26.06				
8-12			19.35	20.59					
11-15			14.50	22.66					
16-20			16.25	19.17					
20-30			12.40	14.63					



Fish Species	Product Form	Grading	Price per kg			Reference	Origin	
Trade Name			As stated	EUR	USD	& Area		
CRUSTACEANS (cont.)							June 2018	
Norway lobster/ Langoustine/Cigala <i>Nephrops norvegicus</i>	Fresh - Whole, 4X1.5 kg	31-40	10.50	12.39		Spain DDP	Netherlands	
		41-50	8.52	10.05				
		Tails	13.35	15.75				
	Whole	00 pc/kg	0	17.20	20.29	=	Spain CIF	Scotland
			1	14.40	16.99	-		
			2	12.70	14.98	=		
			3	9.90	11.68	=		
			4	8.90	10.50	*		
			5	6.70	7.90	*		
			6	6.10	7.20	*		
			Fresh - whole	4	26.25	30.97		
	10- 15	18.00			21.24	*		
	5-9 pc/kg	21.00		24.78			Netherlands	
		11-15		14.45	17.05			
		16-20	11.45	13.51				
			20-30	8.64	10.19			
	31-40		6.17	7.28				
	41-50		5.81	6.85				
	Fresh - whole, head	6-9 pc/kg	19.44	22.93	-	Italy CPT	Denmark/ UK	
11-15			13.56	16.00	+			
16-20			10.14	11.96	+			
21-30			6.10	7.20				
31-40			6.32	7.46	+			
41-50			4.05	4.78	-			
European lobster/ Homard européen/ Bogavante <i>Homarus gammarus</i>	Live - bulk	400-600 g/pc	20.00	23.60	-	France delivered to French vivier	Ireland	
		600-800	20.00	23.60	-			
	Fresh - whole	Large	27.50	32.44		Italy CPT	UK	
		small	29.49	34.79				
		400-600 g/pc	23.88	28.17	-			
		600-800	23.88	28.17	-			
800-1000		27.37	32.29					
> 1kg	22.88	26.99	-					
American lobster/ Homard américain/ Bogavante americano <i>Homarus americanus</i>	Live hard shell	> 3000g	13.97	16.48	-		Canada	
		13.17	15.54	-				
	Live hard shell	450-550 g	12.92	15.24	-		USA	
		Live soft shell	16.08	18.97	-			
	Popsicle	< 450 g/pc (canner size)	CAN 23.00	20.04	17.02	Canada FOB for European mkt	Canada	
		> 450 (market size)	CAN 26.00	20.04	17.02			
	Whole <b>cooked</b> netted lobster	canners market	CAN 18.00	13.88	11.78	Europe CIF		
			CAN 25.00	19.27	16.37			
	Live			10.32	12.13			
Caribbean spiny lobster/ Langouste blanche/ Langosta común del Caribe <i>Panulirus argus</i>	Tails	5-6 oz	29.07	34.17		Europe CIF	Nicaragua	
		7-9 oz	28.60	33.62				
		10-24 oz	26.73	31.42				
	Whole, raw		14.46	17.00				
		Cooked		16.16	19.00			
Scalloped spiny lobster/ Langouste festonnée/ Langosta festoneada <i>Panulirus homarus</i>	Whole	100-200g	11.91	14.00	+	Taiwan CIF	Yemen	
		200-300	14.46	17.00	+			
		> 300	16.16	19.00	+			
	Whole, IWP	100-200g	11.91	14.00	*	Europe CIF		
		200-300	14.46	17.00	*			



Fish Species	Product Form	Grading	Price per kg			Reference	Origin
Trade Name			As stated	EUR	USD	& Area	
CRUSTACEANS (cont.)						June 2018	
Edible crab/Tourteau/ Buey de mar <i>Cancer pagurus</i>	Live, bulk	T2 (13-16 cm) 500-700g > 1kg	3.30 6.80 7.20	3.89 - 8.02 8.49	France Auction	France	
Spinous spider crab/ Araignée européenne/ Centolla europea/ <i>Maja squinado</i>	Fresh - female		5.30	6.25	Italy CPT	UK	
	male		4.50	5.31			
	female		3.52	4.15 -		France	
	male		3.06	3.61 -			
	Fresh-female	small	3.68	4.34			
	male	small	3.75	4.42			
Snow crab/ crabe des neiges/ Cangrejo de las <i>Chionoecetes opilio</i>	Frozen- meat		14.46	17.00	Europe CIF	Chile	
BIVALVES						June 2018	
Oyster/Huître/Ostra <i>Crassostrea gigas</i>  <i>Ostrea edulis</i>	Live	No. 3	4.60	5.43 =	France prod. Price/ average export price	Ireland/France	
		60-100 g/pc	17.50	20.65	Spain CIF	Netherlands	
		95-110 g/pc	17.65	20.82		Italy	
		>130	14.62	17.25		Netherlands	
Mussel/Moule/Mejillón <i>Mytilus edulis</i> <i>Mytilus galloprovincialis</i>	Live - Bottom mussel	Bulk	2.10	2.48 =	France wholesale	France	
			1.80	2.12 =		Netherlands	
	Live - Rope	60-80 pc/kg	2.00	2.36 =		Spanish market EXW	Spain
			no quotation				
	Fresh	20-25 pc/kg 25-30 30-40 40-70			Italy CPT		Italy
Fresh - whole			1.92	2.27 =			
				1.40	1.65 =		
Mussel/Moule/Mejillón <i>Mytilus galloprovincialis</i>  <i>Mytilus chilensis</i>	Fresh - whole skin-packed		1.40	1.65 =	Italy CPT	Spain	
			2.15	2.54 =			FCA
			2.15	2.54			CPT
	IQF - shell-off, 7% glaze	200-300 pc/kg	3.10	3.66 =	CIF	Chile	
	Cooked mussel meat IQF	100-200 pc/kg 200-300 300-500	2.85 2.55 2.30	3.35 3.00 2.70	France CIF		
Mussel/Moule/Mejillón <i>Mytilus chilensis</i>	IQF mussel meat Whole, Vacuum Packed with Sauces Vacuum Packed without Sauces IQF Half Shell Mussels		2.48	2.91	Europe CFR	Chile	
			2.69	3.16			
			1.96	2.30			
			3.39	3.98			
Razor shell/Couteau/ Navajas - <i>Solenidae</i>	Fresh	S	7.50	8.85 =	Spain CIF	Ireland	
		M	8.60	10.15 =			
		L	10.25	12.09			
	Live	10-12 cm/pc	3.80	4.48 =			Netherlands
Scallops		10-20 20-30	16.25 14.82	19.10 17.42	Europe CIF	US	



Fish Species	Product Form	Grading	Price per kg			Reference	Origin	
Trade Name			As stated	EUR	USD	& Area		
BIVALVES (cont.)							June 2018	
Great atlantic scallop/ Coquille-St- Jacques/ Vieira <i>Pecten maximus</i>	Fresh whole shell, roe-on		4.90	5.78	+	France wholesale	France	
	Fresh whole shell, roe-off		5.00	5.90	+			
	Fresh, meat, roe-on		23.50	27.72	=	Retail	Europe	
	Frozen, meat, roe-on		27.00	31.85	=			
	Frozen, meat, roe-off		26.00	30.67	=			
	Fresh, whole shell, bulk, roe-on		34.46	40.65	-			
	Fresh, whole shell, bulk, roe-off		6.98	8.23				
Lyrate hard clam/ cythérée lyre <i>Meretrix lyrata</i>			1.32	1.55			Vietnam	
	Cooked		1.32	1.55		Europe CIF		
	IQF		1.32	1.55				
Asiatic hard clam/ Cythérée commune <i>Meretrix Meretrix</i>		40-80	1.95	2.30			Thailand	
Hard clam/ Praire Chirla mercenaria <i>Mercenaria mercenaria</i>			8.50	10.03	=	France wholesale	France	
Japanese carpet shell Palourde japonaise/ almeja japonesa <i>Venerupis philippinarum</i>		Large	11.00	12.98	=			
SALMON							June 2018	
Atlantic salmon/ Saumon de l'Atlantique/ Salmón del Atlántico <i>Salmo salar</i>	Fresh - gutted, head-on	2-3 kg/pc	8.80	10.38	-	France wholesale	Norway	
		3-4	8.90	10.50	-			
		4-5	9.10	10.74	+			
		5-6	9.20	10.85	=			
		6-7	9.20	10.85	=			
	Superior quality	2-3 kg/pc	9.10	10.74	=		Scotland	
			9.50	11.21	=			
	Smoked- Fillet, vacuum reconstituted sides	1-2 kg/pc	25.50	30.08	=			Norway
	Fresh- Fillet	3-4 kg/pc	14.00	16.52	=			
	Smoked- Fillet, vacuum reconstituted sides	1-2 kg/pc	23.50	27.72	=			
	Fresh - gutted, head-on, Superior quality	2-3 kg/pc	11.85	13.98	+	Spain CIF	Scotland	
		3-4	11.85	13.98	+			
		4-5	11.85	13.98	+			
		5-6	11.85	13.98	+			
		6-7	11.85	13.98	+			
	Fresh - gutted, head-on	1-2 kg/pc	NOK 42.22	4.44	5.24	-	Norway FOB	Norway
		2-3	NOK 50.93	5.36	6.32	-		
		3-4	NOK 62.67	6.59	7.78	-		
		4-5	NOK 67.44	7.09	8.37	-		
		5-6	NOK 69.11	7.27	8.58	-		
		6-7	NOK 68.62	7.22	8.52	-		
		7-8	NOK 68.16	7.17	8.46	-		
		8-9	NOK 69.18	7.28	8.59	-		
		> 9	NOK 66.90	7.04	8.31	-		



Fish Species	Product Form	Grading	Price per kg			Reference	Origin
Trade Name			As stated	EUR	USD	& Area	
SALMON (cont.)							June 2018
Atlantic salmon/ Saumon de l'Atlantique/ Salmón del Atlántico <i>Salmo salar</i>	Fresh	3-4 kg/pc	6.90	8.14		Spain CFR	Norway
	guttled, head-on	4-5 kg/pc	5.83	6.88		Tunisia CFR	
		5-6	7.85	9.26			
	IQF - salmon slices		9.73	11.48		Europe CFR	
	Fresh - salmon cubes 8x8x8		9.73	11.48			
	Fresh - Whole - Superior	2-3 kg/pc	7.54	8.90	+	Italy DDP	Norway
		3-4	8.43	9.95	+		
		4-5	8.46	9.98	+		
		5-6	8.61	10.16	+		
		6-7	8.55	10.09	+		
		7-8	8.56	10.10	+		
		8-9	8.49	10.02	+		
		9-10	8.44	9.96	+		
		Fresh- Whole	3-4	8.42	9.93		
	4-5		8.44	9.96	+		
	5-6		8.52	10.05	+		
	Fillet, cooked		5.09	6.01		FCA	Italy
	IQF portion, 10% glazing	100-150 g/pc	9.40	11.09	=		Denmark
	Head-on, gutted, grade 1	6-7 kg/pc	5.08	5.99		Denmark DDP	Chile
	Fillet, interleaved	1-2 lb/pc	4.87	5.75			
		2-4	4.17	4.92			
	Fillet, VAC	1-2 lb/pc	6.10	7.20			
		3-4	6.15	7.26			
	Fillet, IQF	2-3 lb/pc	6.15	7.26			
	4-5	6.88	8.12				
Bits and pieces		6.47	7.60		Europe CIF	USA	
scapped meat		4.68	5.50				
Pink salmon/ saumon rose/ Salmón rosado <i>Oncorhynchus gorbuscha</i>	green roe- Premium grade green roe- Standard grade		27.67 12.19	32.52 14.33			
TROUT							June 2018
Trout/Truite/Trucha <i>Salmo trutta</i>	Whole, gutted, fresh on ice	0.25-0.4 kg/pc	HUF 1222	3.82	4.49	Hungary ex-farm	Hungary
	Fillet - farmed	200-400 g/pc		9.10	10.74	Italy ex-farm	Italy
	Fresh - farmed	500-700 g/pc		3.70	4.37		
Rainbow trout/ Truite arc-en-ciel/ Trucha arco iris <i>Oncorhynchus mykiss</i>	Fresh	300-400 g/pc		4.00	4.72 =	CPT	
	Guttled	150-300 g/pc		4.70	5.54		
		300-500 g/pc		5.00	5.90 =		
	Fresh- whole			5.00	5.90 =	France wholesale	France
	Fillet			6.50	7.67 -		
	Fillet, smoked			17.00	20.06 =		
		Whole, gutted, bulk			11.97	14.12 -	Retail





Fish Species	Product Form	Grading	Price per kg				Reference	Origin		
Trade Name			As stated	EUR	USD		& Area			
FRESHWATER FISH									June 2018	
Carp/Carpe/Carpa <i>Cyprinus</i> spp.	Live	1.2-5 kg/pc	HUF	765	2.39	2.81	-	Hungary ex farm EXW	Hungary	
	Fresh, whole, gutted, head-off	0.7-4.5 kg/pc	HUF	1086	3.40	3.99	-			
	Fresh on ice - slices		HUF	1442	4.51	5.30	+			
	Fresh on ice - fillets		HUF	1577	4.93	5.80	+			
Crucian Carp/Carassin Carpín <i>Carassius carassius</i>	Live	0.45-0.9 kg/pc	HUF	392	1.23	1.44				
Grass Carp/ Carpe chinoise/Carpa China <i>Ctenopharyngodon idellus</i>	Live	0.8-3 kg/pc	HUF	701	2.19	2.58				
	Fresh, whole, gutted, head-off		HUF	1093	3.42	4.02				
Bighead carp/Carpe à grosse tête/Carpa capezona <i>Aristichthys nobilis</i>	Fresh gutted, head-off	0.7-5.0 kg/pc	HUF	736	2.30	2.71	+			
	Fresh on ice - slices		HUF	1016	3.18	3.74	+			
	Fresh on ice - fillets		HUF	1753	5.48	6.44	+			
	Live	1-5.5 kg/pc	HUF	420	1.31	1.54				
Nile perch/Perche du Nil/Perca del Nilo <i>Lates niloticus</i>	Fillet - skinless	300-500 g/pc			4.68	5.50		EU CFR	Uganda	
	Interleaved, 100% net weight	500-1000			5.49	6.45				
	Fresh whole	200-400 g/pc			3.71	4.38		Italy FCA	Tanzania	
	yellow	200-400 g/pc			3.53	4.16	-			
	red	200-400 g/pc			3.49	4.12	-			
	green	200-400 g/pc			3.50	4.13	-			
	Fresh fillet	200-400 g/pc			5.27	6.22	+			
		400-700			3.49	4.12	-			
Fillet - skinless, PBI, IWP	500-1000 g/pc			5.49	6.45		Spain CFR			
Pike perch/Sandre/ - Lucioperca <i>Sander lucioperca</i>	Fillet - skin-on- Wild		HUF	3858	12.07	14.18		Hungary EXW	Poland	
	Fresh on ice- whole, gutted, head-on	0.27-0.85 kg/pc	HUF	2423	7.58	8.91			Hungary	
Nile Tilapia/Tilapia du Nil/Tilapia del Nilo <i>Oreochromis niloticus</i>	Fillet - skinless, IQF, PBO non-treated, 10% glaze	5-7 oz/pc			3.85	4.00		Spain CFR	China	
North African catfish/ Poisson chat nord- africaine/ pez gato <i>Clarias gariepinus</i>	Fresh - fillets skinless		HUF	1472	4.60	5.41		Hungary ex farm	Hungary	
	Fresh - fillets skin-on		HUF	1332	4.17	4.90				
	Fresh, whole, gutted, head-off	0.6-1.5 kg/pc	HUF	1262	3.95	4.64				
	Fresh, whole, gutted, head-on	0.5- 2 kg/pc	HUF	665	2.08	2.44				
European catfish/ Silure glane/Siluro <i>Silurus glanis</i>	Live	0.8- 4 kg/pc	HUF	1682	5.26	6.18		Hungary	Hungary	
		2.5-8	HUF	1928	6.03	7.09				
	Fresh on ice - slices		HUF	2408	7.53	8.85				ex farm
	Fresh on ice - fillets		HUF	1606	5.02	5.90				
Striped catfish/Silure requin/Tiburón pangasio <i>Pangasius hypophthalmus</i>	Fillet, thawed				3.65	4.31	=	Italy CIF CPT	Vietnam	
	Fillet, IQF, white - 20% glaze	120-170 g/pc			2.02	2.38				
		170-220			2.02	2.38				
	Fillet, IQF, white - 5% glaze				3.09	3.65		Spain CFR		
	Fillet, IQF, white - 20% glaze	120-170-220			1.87	2.20				
	Fillet, 100% net weight, IQF	g/pc			2.13	2.50				
	Fillet, 100% net weight, interlvd				2.08	2.45				



Fish Species	Product Form	Grading	Price per kg			Reference	Origin
Trade Name			As stated	EUR	USD	& Area	
NON-TRADITIONAL SPECIES							June 2018
Sturgeon/Sturgeon/ Esturione <i>Acipenseridae</i>  <i>A.baeri</i>	Frozen - Whole	1.5-2 kg/pc	5.00	5.90	France CIF	France	
	Gutted	5-7 kg/pc	6.50	7.67			
	Filletts	200-300 g/pc	11.50	13.57			
		800-1000	11.50	13.57			
	Caviar (Aquitaine) metal boxes		9.50	11.21			
Ribbonfish <i>Trichiurus lepturus</i>	Whole, IWP	300-1500 g/pc	2.50	2.95	Europe CFR	Senegal	
		100-200 g/pc	2.98	3.50	Taiwan CIF	Yemen	
		200-300	2.98	3.50			
		300-500	2.98	3.50			
		500-700	2.98	3.50			
		700-1000	2.98	3.50			
European eel/ Anguille d'Europe/ Anguila europea <i>Anguilla anguilla</i>	Smoked	Medium	38.00	44.83 =	France wholesale	Europe	
Spinycheek Grouper/ Mérrou Épineux/ Mero Espinudo <i>Epinephelus diacanthus</i>		1-2 kg/pc	6.77	7.99	Italy CPT	Oman	
Dusky grouper Mérrou noir/Mero moreno <i>Epinephelus marginatus</i>	H&G	3-5 kg/pc	4.93	5.80 =	Europe CIF	Yemen	
		> 5	4.93	5.80 =			
	IWP, gutted	> 3 kg/pc	4.93	5.80 =			
White grouper/ Merou blanc/Cherna de ley <i>Epinephelus aeneus</i>	Whole, gutted	3-5 kg/pc	4.38	5.15 =			
		5-10	4.38	5.15 =			
		> 10	4.38	5.15 =			
	Whole	1- 2 kg/pc	8.79	10.33 -	Italy FCA	Mauritania	
		2- 4	8.88	10.44 -			
		4- 7	11.90	12.00 =			
		7- 10	12.23	11.83 -			
Crimson jobfish Colas fil/Panchito hebra. <i>Pristipomoides filamentosus</i>	Whole, gutted	2- 3 kg/pc	2.94	3.45	Europe CIF	Yemen	
		3- 5	2.94	3.45			
		5- 10	2.94	3.45			
Spangled emperor/ Empereur moris/ Emperador relámpago <i>Lethrinus nebulosus</i>	Whole, gutted	1- 2 kg/pc	2.55	3.00 -			
		2-3	2.55	3.00 -			
		3-5	2.55	3.00 -			
	IQF, H&G	3- 5	3.91	4.60 *			
Common dolphinfish (Mahi Mahi)/Coryphène commune/ Lampuga <i>Coryphaena hippurus</i>	Whole, gutted	2-3 kg/pc	2.59	3.05			
		3- 5	2.59	3.05			
		5- 10	2.59	3.05			



Fish Species	Product Form	Grading	Price per kg			Reference	Origin	
Trade Name			As stated	EUR	USD	& Area		
SEABASS/SEABREAM/MEAGRE							June 2018	
Seabass/Bar, Loup/Lubina <i>Dicentrarchus labrax</i>	Fresh - whole farmed	200-300 g/pc	3.70	4.37 =		Greece FOB	Greece	
		300-450	4.20	4.96 =				
		450-600	4.50	5.31 =				
		600-800	5.80	6.84 =				
		800-1000	7.50	8.85 =				
		> 1000	9.50	11.21 =				
		200-300 g/pc	3.90	4.60 =		Italy CIF		
		300-450	4.40	5.19 =				
		450-600	4.70	5.54 =				
		600-800	6.00	7.08 =				
		800-1000	7.70	9.08 =				
		> 1000	9.70	11.44 =				
	Fresh - whole farmed	200-300 g/pc	3.95	4.66 =		France CIF	Greece	
		300-450	4.45	5.25 =				
		450-600	4.75	5.60 =				
		600-800	6.05	7.14 =				
		800-1000	7.75	9.14 =				
		> 1000	9.75	11.50 =				
		200-300 g/pc	3.94	4.65 =		Spain CIF		
		300-450	4.44	5.24 =				
		450-600	4.74	5.59 =				
		600-800	6.04	7.13 =				
		800-1000	7.74	9.13 =				
		> 1000	9.74	11.49 =				
Seabass/Bar, Loup/Lubina <i>Dicentrarchus labrax</i>	Fresh - whole farmed	200-300 g/pc	3.97	4.68 =		Germany CIF	Greece	
		300-450	4.47	5.27 =				
		450-600	4.77	5.63 =				
		600-800	6.07	7.16 =				
		800-1000	7.77	9.17 =				
		> 1000	9.77	11.53 =				
		200-300 g/pc	3.95	4.66		Portugal CIF		
		300-450	4.45	5.25				
		450-600	4.75	5.60				
		600-800	6.05	7.14				
		800-1000	7.75	9.14				
		> 1000	9.75	11.50				
	Fresh - whole farmed	200-300 g/pc	4.13	4.87 =		UK CIF		
		300-450	4.63	5.46 =				
		450-600	4.93	5.82 =				
		600-800	6.23	7.35 =				
		800-1000	7.93	9.36 =				
		> 1000	9.93	11.72 =				
		Fresh - whole farmed	200-300 g/pc	3.46	4.08 +		Italy FCA	
			300-450	4.25	5.01 +			
			450-600	4.48	5.29 +			



Fish Species	Product Form	Grading	Price per kg			Reference	Origin		
Trade Name			As stated	EUR	USD	& Area			
SEABASS/SEABREAM/MEAGRE (cont.)							June 2018		
Seabass/Bar, Loup/Lubina <i>Dicentrarchus labrax</i>	Wild	600-800	5.80	6.84	-	Italy FCA	Greece		
		800-1000	7.46	8.80	+				
		1000-1500	9.44	11.14	-				
		1500- 2000	10.69	12.61	+				
		> 2000	13.36	15.76	+				
		200-300 g/pc	4.50	5.31	Spain CIF	Canary Island (Spain)			
		300-400	4.50	5.31					
		400-600	5.50	6.49			=		
		600-800	6.50	7.67			+		
		800-1000	8.00	9.44			+		
		1000-1500	9.12	10.76			-		
		1500-20000	12.50	14.75			-		
		1000-2000 g/pc	10.80	12.74	France				
		2000-3000	11.80	13.92					
		3000-4000	14.30	16.87					
	Fresh - whole - wild Atlantic	1000-2000 g/pc	na	Italy FCA	Morocco				
		> 2000	na						
		> 3000	na						
		Fresh - whole - wild Mediterranean	600-800	1.73	2.04	+	Italy CPT	Egypt	
			800-1000	10.62	12.53	-			
			1000-2000	10.95	12.92	+			
			> 2000	9.86	11.63	-			
			Farmed - Orbetello	Large	10.70	12.62	=	FCA	Italy
				Medium	9.70	11.44	=		
				Small	7.60	8.97			
Gilthead seabream/ Dorade royale/Dorada <i>Sparus aurata</i>	Fresh - whole farmed		200-300 g/pc	4.00	4.72	+	Greece FOB	Greece	
		300-450	4.30	5.07	+				
		450-600	4.40	5.19	+				
		600-800	5.80	6.84	=				
		800-1000	8.00	9.44	=				
		> 1000	10.00	11.80	=				
		200-300 g/pc	4.20	4.96	+	Italy CIF			
		300-450	4.50	5.31	+				
		450-600	4.60	5.43	+				
		600-800	6.00	7.08	=				
		800-1000	8.20	9.67	=				
		> 1000	10.20	12.03	=				
		200-300 g/pc	4.25	5.01	+	France CIF			
		300-450	4.55	5.37	+				
		450-600	4.65	5.49	+				
		600-800	6.05	7.14	=				
		800-1000	8.25	9.73	=				
		> 1000	10.25	12.09	=				



Fish Species	Product Form	Grading	Price per kg			Reference	Origin		
Trade Name			As stated	EUR	USD	& Area			
SEABASS/SEABREAM/MEAGRE (cont.)							June 2018		
Gilthead seabream/ Dorade royale/Dorada <i>Sparus aurata</i>	Fresh - whole farmed	200-300 g/pc	4.24	5.00	+	Spain CIF	Greece		
		300-450	4.54	5.36	+				
		450-600	4.64	5.47	+				
		600-800	6.04	7.13	=				
		800-1000	8.24	9.72	=				
		> 1000	10.24	12.08	=				
		200-300 g/pc	4.27	5.04	+	Germany CIF			
		300-450	4.57	5.39	+				
		450-600	4.67	5.51	+				
		600-800	6.07	7.16	=				
		800-1000	8.27	9.76	=				
		> 1000	10.27	12.12	=				
		200-300 g/pc	4.25	5.01	+	Portugal CIF			
		300-450	4.55	5.37	+				
		450-600	4.65	5.49	+				
		600-800	6.05	7.14	=				
		800-1000	8.25	9.73	=				
		> 1000	10.25	12.09	=				
		200-300 g/pc	4.43	5.23	+	UK CIF			
		300-450	4.73	5.58	+				
		450-600	4.83	5.70	+				
		600-800	6.23	7.35	=				
		800-1000	8.43	9.95	=				
		> 1000	10.43	12.30	=				
	wild	600-800 g/pc	15.05	17.76	-	Italy FCA	Morocco		
			800-1000	16.89	19.93			-	
			1000-2000	17.86	21.07			-	
			> 2000	16.62	19.61			-	
		farmed	200-300 g/pc	4.11	4.85	-	CPT	Greece	
			300-400	4.26	5.03	+			
			400-600	4.26	5.03	+			
		wild	400-600 g/pc	12.00	14.16	=	CPT	Egypt	
			600-800	10.91	12.87	-			
			800-1000	11.25	13.27	+			
			1000-2000	12.00	14.16				
			600-800 g/pc	17.75	20.94	+	DAP	Tunisia	
			800-1000	15.00	17.70	+			
			farmed	300-500 g/pc	7.46	8.80	-	CPT	Senegal
					7.80	9.20			
		Large		10.70	12.62	FCA	Italy		
				Medium	9.70			11.44	
				Small	7.60			8.97	
		500-700 g/pc		10.15	11.97	-	Morocco		
		700-1000		10.17	12.00	-			
		1000-2000		10.08	11.89	-			
farmed Orbetello									
Japanese threadfin bream/ Cohana japonaise/ Baga japonesa <i>Nemipterus japonicus</i>	Whole	100-200 g/pc	1.91	2.25	Vietnam CIF	Yemen			
		200- 300	2.15	2.53					
		300- 500	2.15	2.53					



Fish Species	Product Form	Grading	Price per kg			Reference	Origin
Trade Name			As stated	EUR	USD	& Area	
SEABASS/SEABREAM/MEAGRE (cont.)							June 2018
Santer seabream/ Denté nufar/Dentón nufar <i>Cheimerius nufar</i>		500-1000 g/pc	6.76	7.98	+	Italy CPT	Oman
		1000-2000	6.76	7.98	+		
Meagre/Maigre commun/Corvina <i>Argyrosomus regius</i>	Fresh - Whole farmed	500-1000 g/pc	6.50	7.67		Italy FCA	Greece
		1000-2000	5.40	6.37	-		
		> 2000	6.33	7.47	-		
		> 3000	7.40	8.73	+		
		> 2000 g/pc	7.57	8.93			
	wild	600-800 g/pc	12.00	14.16		CIF CPT	Egypt
		800-1000	6.88	8.12	-		
		1000-2000	7.03	8.29	+		
		2000-4000	7.16	8.45	+		
Fresh- whole, wild	> 1000 g/pc	7.50	8.85	=	France wholesale	France	



# 14-16 сентября



2017  
МЕЖДУНАРОДНЫЙ  
РЫБОПРОМЫШЛЕННЫЙ ФОРУМ  
И ВЫСТАВКА РЫБНОЙ ИНДУСТРИИ,  
МОРЕПРОДУКТОВ И ТЕХНОЛОГИЙ



ФЕДЕРАЛЬНОЕ АГЕНСТВО  
ПО РЫБОЛОВСТВУ

Организатор



МИНИСТЕРСТВО СЕЛЬСКОГО ХОЗЯЙСТВА  
РОССИЙСКОЙ ФЕДЕРАЦИИ


При поддержке



Организатор Выставки



Генеральный партнер



Официальные па



September 13-15, 2018



St. Petersburg, "EXPOFORUM" EC

## II Global Fishery Forum & Seafood Expo Russia

After the first successful edition in 2017, St Petersburg hosts a new edition of the **Global Fishery Forum & Seafood Expo** from 13 to 15 September 2018.

**FAO GLOBEFISH** will participate with a dedicated booth for the first time.

We look forward to meeting our wide network of correspondents and hold meetings with different industry representatives to discuss topics of mutual interest and to share points of view on how to contribute to the **UN Sustainable Development Goals (SDGs)**.

Please come and visit us at **booth E-10** to share your point of view on the fish market trends or to join our network of correspondents!

More information on the Global Fishery Forum and Seafood Expo can be found at:  
<http://rusfishexpo.com/en/events/seafood-expo-2018/>



The European Fish Price Report is a monthly **GLOBEFISH** publication. This issue was prepared by Helga Josupeit, Nada Bougouss, Felix Dent, and Silvio Alejandro Ricardo Catalano Garcia.

## PRICE REFERENCE (INCOTERMS 2010)

CFR	Cost and Freight
CIF	Cost, Insurance and Freight
CIP	Carriage and Insurance Paid To
CPT	Carriage Paid To
DAT	Delivered at Terminal
DAP	Delivered at Place
DDP	Delivered Duty Paid
EXW	Ex Works
FCA	Free Carrier
FAS	Free Alongside Ship
FOB	Free on Board

## PRODUCT FORM

C&P	Cooked and Peeled
FAS	Frozen at Sea
H&G	Headed and Gutted
HOG	Head on Gutted (salmon)
IQF	Individually Quick Frozen
IWP	Individually Wrapped Pack
PBI	Pinbone In
PBO	Pinbone Off
PD	Peeled and Deveined
PTO	Peeled Tail On
PUD	Peeled, Undeveined

## CURRENCY RATES

		US\$	EUR
Canada	CAD	1.30	1.53
Hungary	HUF	272.01	319.70
Norway	NOK	8.05	9.51
USA	USD		1.18
EU	EUR	0.85	
Denmark	DKK	6.31	7.45
Russia	RUR	62.27	73.48

Exchange Rates: 14.6.2018

## SYMBOLS

- + Price increased in original currency since last report
- Price decreased in original currency since last report
- = Updated but unchanged price
- \* New insertion
- Not updated since last issue

**GLOBEFISH Market Reports are available from the GLOBEFISH web site:  
[www.fao.org/in-action/globefish](http://www.fao.org/in-action/globefish)**

All rights reserved. No part of FAO/GLOBEFISH European Fish Price Report may be reproduced, stored in a retrieval system, or transmitted in any form or by any means (electronic, mechanical, photocopying or otherwise), without prior permission. Requests for use of this material (including purpose and extent) should be addressed to: GLOBEFISH - Fisheries and Aquaculture Department - Food and Agriculture Organization, Viale delle Terme di Caracalla, 00153 Rome, Italy.



**Food and Agriculture  
Organization of the  
United Nations**

Food and Agriculture Organization of the United Nations  
Fisheries and Aquaculture Policy and Resources Division  
Products, Trade and Marketing Branch  
Viale delle Terme di Caracalla  
00153 Rome, Italy  
Tel +39 06 5705 2884  
[www.fao.org/in-action/globefish](http://www.fao.org/in-action/globefish)  
🐦 @FAOfish #FAOglobefish

